

# Bayou Cane

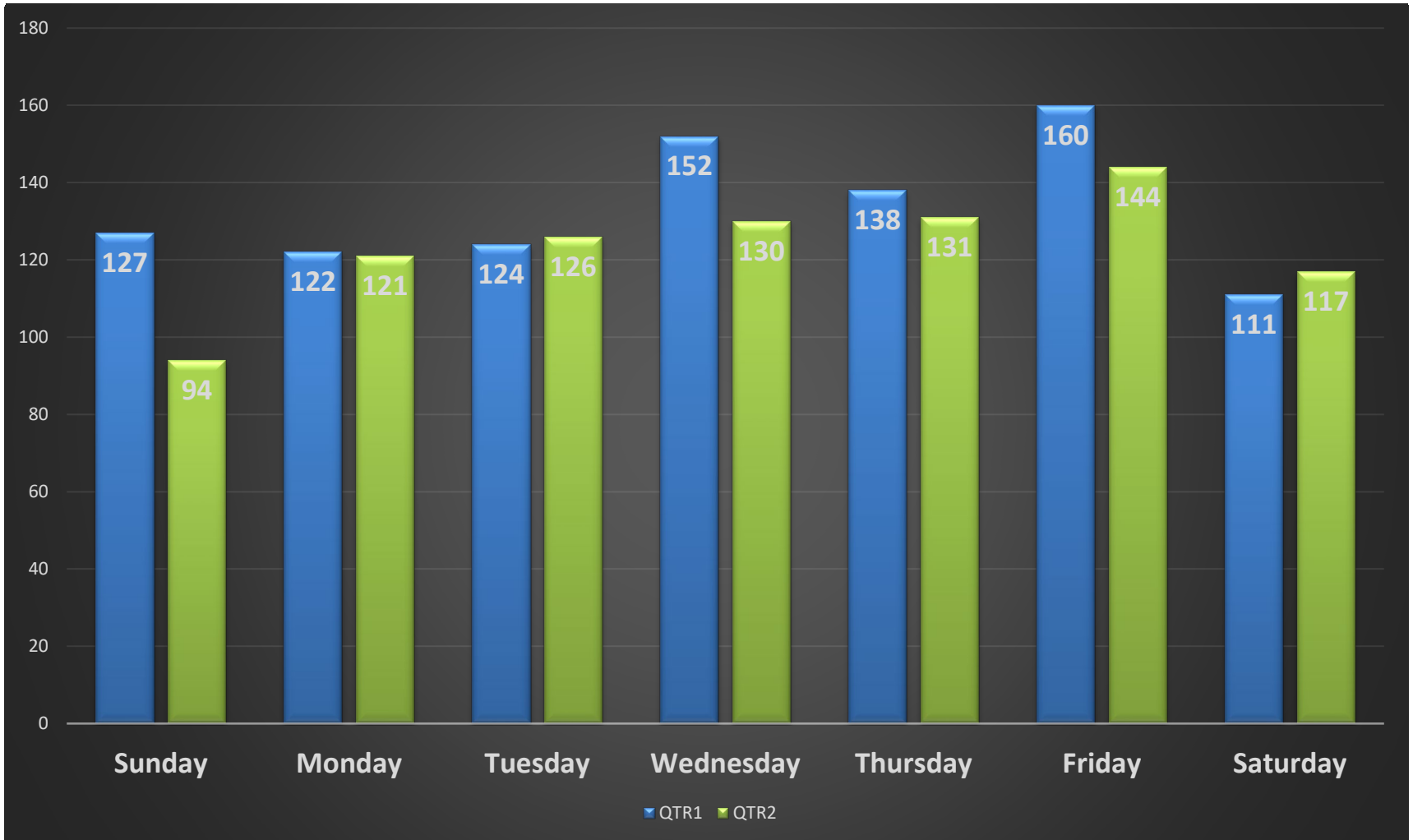


2024  
Analytics

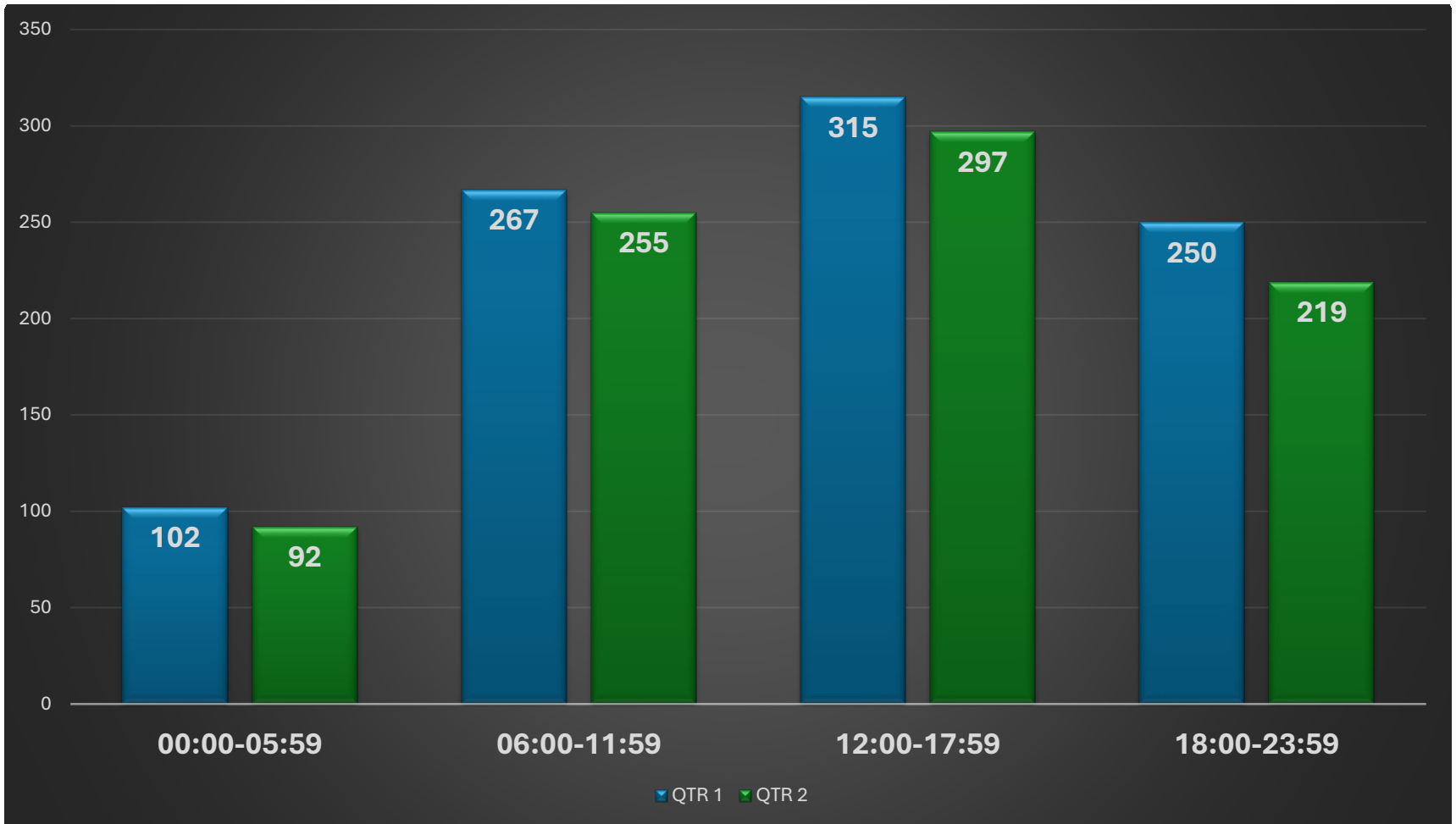
# Breakdown of Incidents

Incident Types	QTR 1	QTR 2	Total
<b>False Alarm &amp; False Call</b>	<b>82</b>	<b>66</b>	<b>148</b>
Bomb scare	2		2
False alarm and false call, other	1	4	5
Malicious, mischievous false alarm		1	1
System or detector malfunction	11	8	19
Unintentional system/detector operation (no fire)	68	53	121
<b>Fire</b>	<b>19</b>	<b>18</b>	<b>37</b>
Cultivated vegetation, crop fire		1	1
Mobile property (vehicle) fire	2	2	4
Natural vegetation fire	6	2	8
Outside rubbish fire	6	5	11
Special outside fire		1	1
Structure Fire	5	7	12
<b>Good Intent Call</b>	<b>69</b>	<b>49</b>	<b>118</b>
Controlled burning	1		1
Dispatched and canceled en route	46	26	72
EMS call where party has been transported	1		1
Good intent call, other	7	7	14
HazMat release investigation w/no HazMat	1	1	2
Steam, other gas mistaken for smoke	4	5	9
Wrong location, no emergency found	9	10	19
<b>Hazardous Condition (No Fire)</b>	<b>20</b>	<b>19</b>	<b>39</b>
Accident, potential accident	1	2	3
Chemical release, reaction, or toxic condition	3	1	4
Combustible/flammable spills & leaks	6	2	8
Electrical wiring/equipment problem	8	7	15
Flammable gas or liquid condition, other	2	7	9
<b>Rescue &amp; Emergency Medical Service Incident</b>	<b>735</b>	<b>705</b>	<b>1440</b>
Emergency medical service (EMS) incident	716	695	1411
Extrication, rescue	3	1	4
Lock-In	5	8	13
Medical assist	11	1	12
<b>Service Call</b>	<b>9</b>	<b>5</b>	<b>14</b>
Person in distress	1		1
Public service assistance	5	2	7
Service call, other	2	1	3
Smoke, odor problem	1	2	3
<b>Severe Weather &amp; Natural Disaster</b>		<b>1</b>	<b>1</b>
Unknown		1	1
<b>Total</b>	<b>934</b>	<b>863</b>	<b>1797</b>

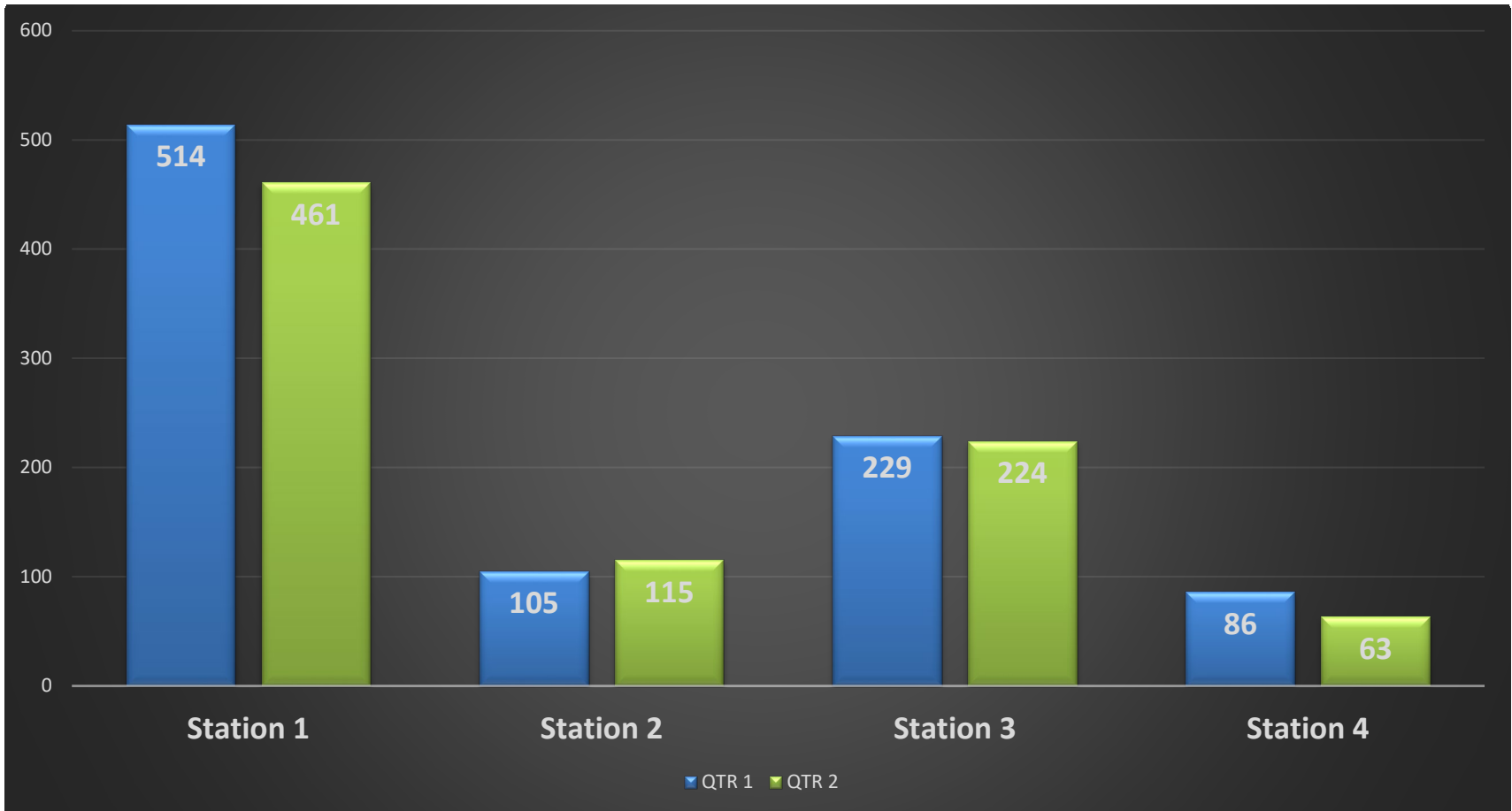
# Incidents by Weekday



# Incidents by Time of Day



# Incidents by Station



# Incidents by Shift

